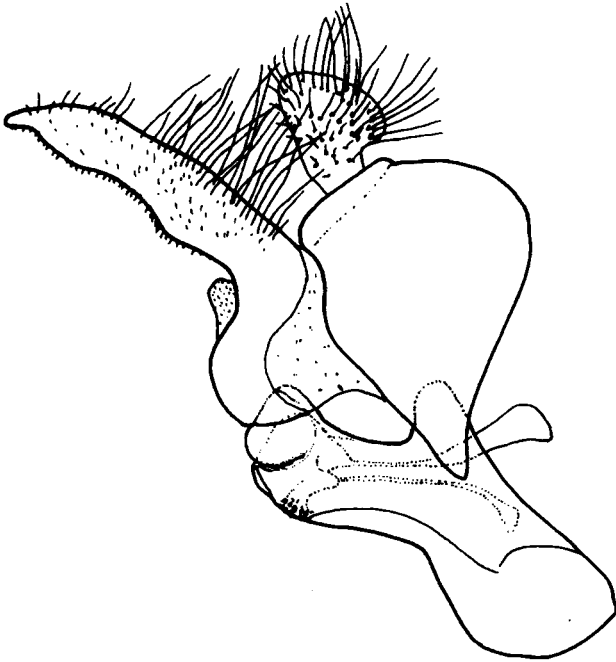


Dipteron

Zeitschrift für Dipterologie



Band 2 (1999) - Heft 6

Dipteron ist eine Zeitschrift für Dipterologie. Ihr inhaltlicher Schwerpunkt liegt auf faunistischen und taxonomischen sowie allen verwandten Fragestellungen über zweiflügelige Insekten. Sie ist insbesondere dafür konzipiert, kleine Arbeiten zügig und unkompliziert zu veröffentlichen.

Dipteron erscheint mit einem Band pro Jahr in einer Folge ein- bis zweimonatlich erscheinender Hefte mit fortlaufend nummerierten Seiten. Für 1999 sind insgesamt 10 Einzelhefte geplant, deren Umfang zwischen 20 und 40 Seiten liegt, größere Beiträge werden in Form von Supplementen herausgegeben.

Der Bezugspreis von **Dipteron** im Abonnement berechnet sich ab 1999 nach der Anzahl der Zustellungen pro Jahr. Die Zeitschrift kann heftweise (75,- DM), vierteljährlich (70,- DM) oder einmal am Jahresende (65,- DM) zugesandt werden. Die angegebenen Preise verstehen sich inklusive Porto und Verpackung. Ein Abonnement gilt für das laufende Kalenderjahr. Band 1 (1998) von **Dipteron** ist für 15,- DM inklusive Versandkosten zu erhalten.

Autoren erhalten vorläufig 25 kostenfreie Sonderdrucke. Weitere Exemplare können nach Rücksprache bei Einreichung des Manuskriptes zum Selbstkostenpreis bestellt werden.

Manuskripte für **Dipteron** sollten vorzugsweise in Deutsch oder Englisch abgefaßt sein. Anderssprachige Beiträge werden auch aufgenommen, können linguistisch jedoch nicht revidiert werden.

Der Text sollte unter Verwendung eines gebräuchlichen Programmes (wünschenswert sind Word und WordPerfect) erstellt sein und fehlerfrei und druckfertig auf einem gängigen Datenträger an die Redaktion gesandt werden. Zeichnungen, Abbildungen und Tabellen sind möglichst als Schwarzweiß-Originale beizufügen. Schwarzweiß- und

Farbfotos sowie Dias können ebenfalls eingereicht werden.

Die Autoren werden gebeten, ihre Arbeiten den Vorlagen aus den vorangegangenen Heften von **Dipteron** entsprechend abzufassen und zu gliedern. Alle die zoologische Nomenklatur betreffenden Ausführungen müssen in Übereinstimmung mit der letzten Auflage des ICZN erfolgen. Für die sachliche Richtigkeit ihrer Arbeiten sind die Autoren selbst verantwortlich. Spezielle Autorenrichtlinien können von der Redaktion angefordert werden.

Autoren erhalten nach Annahme der Arbeit Korrekturfahnen, die nach Durchsicht umgehend an die Redaktion zurückzusenden sind. Das endgültige Layout der Artikel wird von der Redaktion dem Rahmen von **Dipteron** angepaßt.

New data for the tribes Milesiini and Xylotini (Diptera, Syrphidae) on the Balkan Peninsula

[Neue Daten für die Triben Milesiini und Xylotini
(Diptera, Syrphidae) von der Balkanhalbinsel]

Ante VUJIĆ (Novi Sad) & Vesna MILANKOV (Novi Sad)

Abstract: Distributional data are presented for four species of the tribe Milesiini (genus *Criorhina* MEIGEN, 1822) and 13 species of four genera of the tribe Xylotini (*Brachypaloides* HIPPA, 1978, *Brachypalpus* MACQUART, 1834, *Chalcosyrphus* CURRAN, 1925, *Xylota* MEIGEN, 1822) occurring on the Balkan Peninsula. The species *Criorhina ranunculi* (PANZER, [1804]) is recorded on the Balkan Peninsula for the first time. A specimen of *Chalcosyrphus valgus* (GMELIN, 1790) from Dubasnica mountain (Serbia) presents the first verified record of the species on the Balkan Peninsula. Previously published reports of *Xylota coeruleiventris* ZETTERSTEDT, 1838 on the Peninsula actually belong to *X. jakutorum* BAGACHANOVA, 1980. *Brachypalpus laphriformis* (FALLÉN, 1816), *B. valgus* (PANZER, [1798]), *Criorhina asilica* (FALLÉN, 1816), *Xylota jakutorum* and *X. florum* (FABRICIUS, 1805) have been collected for the first time in Montenegro. The record of *Brachypalpus valgus* from Verno mountain is the first for Greece. A key to genera and species of the tribe Xylotini on the Balkan Peninsula and illustrations of characteristic morphological features are presented.

Key words: Syrphidae, *Brachypaloides*, *Brachypalpus*, *Chalcosyrphus*, *Criorhina*, *Xylota*, Balkan Peninsula

Zusammenfassung: Verbreitungsangaben für vier Arten der Tribus Milesiini (Gattung *Criorhina* MEIGEN, 1822) und 13 Arten aus vier Gattung der Tribus Xylotini (*Brachypaloides* HIPPA, 1978, *Brachypalpus* MACQUART, 1834, *Chalcosyrphus* CURRAN, 1925, *Xylota* MEIGEN, 1822), die auf der Balkanhalbinsel vertreten sind, werden vorgestellt. Die Art *Criorhina ranunculi* (PANZER, [1804]) wird zum ersten Mal auf der Balkanhalbinsel festgestellt. Ein Exemplar von *Chalcosyrphus valgus* (GMELIN, 1790) aus dem Dubasnica Gebirge (Serbien) stellt den ersten sicheren Nachweis der Art von der Balkanhalbinsel dar. Früher publizierte Angaben von *Xylota coeruleiventris* ZETTERSTEDT, 1838 von der Halbinsel gehören tatsächlich zu *X. jakutorum* BAGACHANOVA, 1980. *Brachypalpus laphriformis* (FALLÉN, 1816), *B. valgus* (PANZER, [1798]), *Criorhina asilica* (FALLÉN, 1816), *Xylota jakutorum* and *X. florum* (FABRICIUS, 1805) wurden zum ersten Mal in Montenegro gesammelt. Der Nachweis von *Brachypalpus valgus* von dem Verno Gebirge ist der erste für Griechenland. Ein Schlüssel zu den Gattungen und Arten der Tribus Xylotini von der Balkanhalbinsel und Abbildungen der charakteristischen morphologischen Eigenschaften werden gegeben.

Stichwörter: Syrphidae, *Brachypaloides*, *Brachypalpus*, *Chalcosyrphus*, *Criorhina*, *Xylota*, Balkanhalbinsel

Introduction: The genera *Brachypalpoides* HIPPA, 1978, *Brachypalpus* MACQUART, 1834, *Chalcosyrphus* CURRAN, 1925, *Criorhina* MEIGEN, 1822 and *Xylota* MEIGEN, 1822 were most recently studied in the area of the former Yugoslavia nine years ago (VUJIĆ & MILANKOV, 1990; VUJIĆ & RADOVIĆ, 1990; MILANKOV et al., 1995). During the past nine years new material has been collected from many localities on the Balkan Peninsula. This paper presents the results of these investigations together with the examined material from the LANGHOFFER's collection (LANGHOFFER, 1919).

VUJIĆ & MILANKOV (1990) and VUJIĆ & RADOVIĆ (1990) presented keys to species of the genera *Brachypalpus* and *Criorhina* from the Balkan Peninsula. A supplement to the key for *Criorhina* species and a key for the genera and species of the tribe Xylotini (except *Brachypalpus*) are presented in this paper.

Material and methods: Specimens were studied from the collections of the Institute of Biology (IBNS), Novi Sad (leg. Milankov Vesna, Radišić, P., Radnović Sanja, Radnović, D., Radović Dragana, Šimić Smiljka & Vujić A.), Croatian Natural History Museum (CNHM), Zagreb (leg. Langhoffer) and Slovene Natural History Museum (SNHM), Ljubljana (leg. Sivec).

Determinations were based on the structure of the male genitalia and other morphological characteristics mentioned by HIPPA (1968, 1978), SACK (1928-1932), STUBBS & FALK (1983), and VUJIĆ & RADOVIĆ (1990).

Male genitalia were prepared and figured according to a standard procedure.

The locality records for the species were presented with the following collection data: region, municipality, date, and collector. In addition, the data on the specimens from IBNS were supplemented by UTM coordinates.

Results and Discussion:

Tribe Milesiini

Genus *Criorhina* RONDANI, 1845

Brachymyia WILLISTON, 1882

The genus is distributed in the Holarctic region, with eight species known for Europe. PECK (1988) consigns some of the European species generally regarded as belonging to this genus, to a separate genus *Brachymyia* WILLISTON, 1882.

The key for Balkan species (VUJIĆ & MILANKOV, 1990: 107) can be supplemented with new species for this area as follows:

1. Hind femur considerably thickened and swollen, especially in male; hind tibia greatly swollen **1a**
- Hind femur only moderately thickened, not swollen; hind tibia rather swollen **2**
- 1a.** Mesoscutum olive-green, covered with predominantly pale hairs; tergite 2 pale haired; (male genitalia in figure 1d in: VUJIĆ & MILANKOV (1990))
..... *Criorhina pachymera* (EGGER, 1858)
- Mesoscutum black, covered with predominantly dark hairs; tergite 2 black haired; male genitalia in figure 1 *Criorhina ranunculi* (PANZER, [1804])

1. *Criorhina asilica* (FALLÉN, 1816)

C. asilica rarely occurs away from old *Fagus* forests. It is a very localized fly, known from only few localities on the Balkan Peninsula. The record from Durmitor is the first for Montenegro.

Distribution: Europe; **Europe:** all regions, except Ireland, Portugal and Greece; **Balkan Peninsula:** Croatia, Bosnia and Herzegovina, Montenegro, Serbia, Macedonia, Bulgaria.

New records (IBNS): Montenegro: Durmitor (Kanjon Sušice CN-38, 2.vi.1994, 2 ♂♂, leg. Vujić, A.); **Serbia:** Kopaonik (Samokovska reka DP-70, 22.vi.1991, 2 ♂♂, leg. Vujić, A.; Jasle-Čukara DN-89, 28.v.1994, 1 ♀, leg. Vujić, A.); **Macedonia:** Kožuf (Konsko FL-06, 14.v.1990, 1 ♂ 1 ♀, leg. Vujić, A., Radnović, D.).

2. *Criorhina berberina* (FABRICIUS, 1805)

C. berberina is the most commonly collected of the European *Criorhina* species. It is found in coniferous and deciduous forests being associated with over-mature and dying trees. The species appears in two color varieties, one closely similar to the *Bombus lucorum*-group of bumble bees and the other resembling the *Bombus muscorum*-group of species. Both color varieties are found together in the same localities.

Distribution: Palaearctic; **Europe:** all regions, except Norway, Finland, Portugal and Bulgaria; **Balkan Peninsula:** Slovenia, Croatia, Bosnia and Herzegovina, Montenegro, Serbia, Macedonia.

New records (IBNS): Montenegro: Durmitor (Skakala CN-37, 25.vi.1995, 1 ♂, leg. Vujić, A.); **Serbia:** Kopaonik (Samokovska reka DN-89, 22.vi.1991, 2

♂♂ 1 ♀, leg. Vujić, A.; 29.v.1994, 2 ♂♂ 1 ♀, leg. Vujić, A.; DP-70, 22.vi.1991, 2 ♂♂ 6 ♀♀, 27.v.1994, 1 ♀, leg. Vujić, A.); Stara planina (Rekitska reka FP-30, 12.vii.1991, 1 ♀, leg. Milankov, V.); Macedonia: Kožuf (Konsko FL-06, 14.v.1990, 4 ♂♂, leg. Vujić, A., Radnović, D.).

3. *Criorhina floccosa* (MEIGEN, 1822)

C. floccosa is a rare bumble bee mimic occurring at lower altitudes in old deciduous forests and wood moors.

Distribution: Europe; **Europe:** all regions, except Norway, Finland, Czech Republic, Portugal, Bulgaria and Greece; **Balkan Peninsula:** Bosnia and Herzegovina, Serbia, Macedonia.

New records (IBNS): Macedonia: Kožuf (Konsko FL-06, 14.v.1990, 1 ♂ 2 ♀♀, leg. Vujić, A., Radnović, D.).

4. *Criorhina ranunculi* (PANZER, [1804]) (figure 1)

A very rare insect, known only from the south-eastern Europe, until these records from Sljeme hill in Croatia (LANGHOFFER, 1919). Checking museum material confirmed LANGHOFFER's record. The specimens from Kopaonik and Žljeb mountains (Serbia) are the first samples collected of *C. ranunculi* on the Balkan Peninsula.

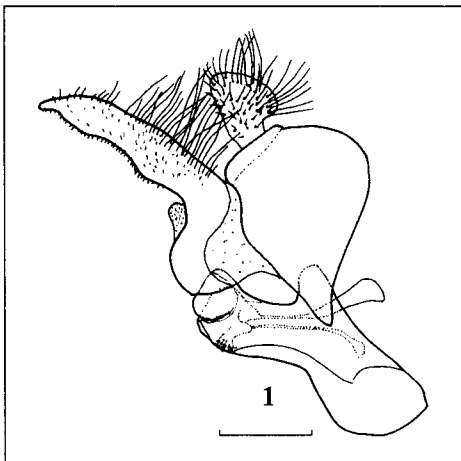


Figure 1: Male genitalia of *Criorhina ranunculi*. Scale 0,5 mm.

Distribution: Europe; **Europe:** from Ireland to Caucasus and from Sweden to Spain and Serbia; **Balkan Peninsula:** Croatia, Serbia.

Published material (CNHM): Croatia (LANGHOFFER, 1919): Sljeme, 23.iv.1902, 1 ♀.

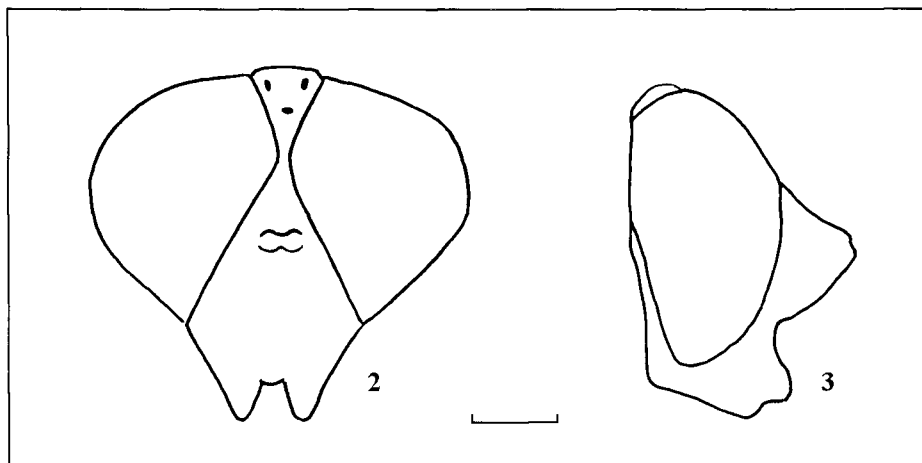
New records (IBNS): Serbia: Kopaonik (Samokovska reka DP-70, 22.vi.1991, 1 ♀, leg. Vujić, Ante.); Žljeb DN-33, 3.v.1991, 1 ♂, leg. Vujić, Ante.

Tribe Xylotini

Diagnostic features: Humeri hairy. Upper marginal cross-vein more or less straight (not re-entrant). Vein R_{4+5} shallowly dipped or more nearly straight (not strongly deepened at the middle); wing with the radial-median cross-vein (r-m) at or beyond the middle of the discal cell. Antennae shorter than head. Arista without distinct long hairs (not plumose). Face dark, without facial tubercle and without long hairs. Pleurae without distinct greyish dusting. Body covered with short hairs; wasp-like species with elongated abdomen.

Key to Balkan genera

1. Hairs on metasternum as long as coxal hairs *Chalcosyrphus*
- Hairs on metasternum shorter than coxal hairs 2
2. Head in frontal view subtriangular (figure 2) 3
- Head in frontal view elliptical *Xylota*
3. Frontal prominence unusually strong (figure 3); ventral hairs on hind tibia erect. - (tergites 2 and 3 reddish-brown; legs black; mesonotum shiny, with short adpressed, and long erect hairs; apical tergites and hypopygium always black; hind femur with fine, long, pale hairs in basal half) .. *Brachypalpoidea*
- (one species) *B. lentus* (MEIGEN, 1820)
- Frontal prominence normal *Brachypalpus*



Figures 2-3: 2. *Brachypalpus* spec., head anterior view; 3. *Brachypalpoidea lentus*, head lateral view. Scale 1 mm.

Genus *Brachypalpoidea* HIPPA, 1978

The range of the genus *Brachypalpoidea* occupies the Holarctic and Oriental regions with many of the species in the eastern Palaearctic. Only one species is known from Europe.

5. *Brachypalpoidea lentus* (MEIGEN, 1822) (figures 3, 9)

B. lentus (MEIGEN, 1822) occurs in different woodland types, especially in beech forests. On the Balkan Peninsula, *B. lentus* is known from many mountains (MILANKOV et al., 1995).

Distribution: Europe, West Siberia; **Europe:** all regions, except Portugal and Bulgaria; **Balkan Peninsula:** Croatia, Bosnia and Herzegovina, Montenegro, Serbia, Macedonia.

New records (IBNS): Montenegro: Durmitor (Skakala CN-37, 2.vii.1993, 1 ♂, leg. Vujić, A; 25.vi.1995, 1 ♂, leg. Vujić, A; Sušički kanjon CN-37, 1.vii.1993, 1 ♂, leg. Vujić, A; Jablan jezero CN-48, 6.vii.1992, 1 ♂; Prutaš CN-37, 2.vii.1993, 1 ♂, leg. Radnović, S.); Biogradsko jezero CN-85 (Razvršje 17.vii.1995, 2 ♂♂, leg. Vujić, A.).

Genus *Brachypalpus* MACQUART, 1834

The genus *Brachypalpus* is distributed in the Holarctic and north-eastern part of the Oriental region. Three species are generally recognized in Europe. PECK (1988) also cited the species *B. meigeni* SCHINER, 1857, which is otherwise taken to be a color variety of *B. laphriformis* (FALLÉN, 1816).

6. *Brachypalpus chrysites* EGGER, 1859

B. chrysites EGGER, 1859 is a rarely seen insect in Europe today. According to SPEIGHT & LUCAS (1992) any European forest from which it is recorded deserves particular attention for conservation and protection.

Distribution: Europe; **Europe:** Scandinavia and mountainous parts of Europe south to Pyrenees; central Europe to the European part of Russia; **Balkan Peninsula:** Slovenia, Croatia, Bosnia and Herzegovina, Montenegro, Serbia.

New records (IBNS): Montenegro: Durmitor (Crepulj poljana CN-48, 4.vii.1991, 1 ♀, leg. Vujić, A.; Ivan Do CN-47, 27.vi.1993, 1 ♀, leg. Radnović, D.;

Prutaš CN-37, 2.vii.1993, leg. Radnović, S.); Biogradsko jezero CN-85, 28.iv.1990, 1 ♀, leg. Radnović, D., Vujić, A.; **Serbia:** Kopaonik (Samokovska reka DN-89, 2.v.1991, 2 ♂♂, leg. Vujić, A.; 2.v.1992, 1 ♀, leg. Vujić, A.; 24.v.1992, 1 ♂ 1 ♀, leg. Vujić, A.; 27.v.1994, 1 ♂, leg. Vujić, A.; Kadujevac DN-89, 21.vi.1991, 1 ♂, leg. Vujić, A., Radnović, D.; Sunčana dolina DN-89, 23.v.1993, 1 ♀, leg. Šimić, S.); Žljeb DN-33, 3.v.1991, 1 ♂ 1 ♀, leg. Vujić, A., Radnović, D..

7. *Brachypalpus laphriformis* (FALLÉN, 1816)

Brachypalpus bimaculatus (MACQUART, 1829) of LANGHOFFER, 1919

B. laphriformis (FALLÉN, 1816) is a rare species known from old deciduous forests on localities scattered over Europe. The record from Durmitor is the first for Montenegro. The specimens from LANGHOFFER's collection determined as *B. bimaculatus* (MACQUART, 1829) were checked and they apparently belong to *B. laphriformis*.

Distribution: Europe; **Europe:** all regions except Luxembourg, Portugal, Bulgaria and Greece; **Balkan Peninsula:** Croatia, Montenegro, Serbia.

Published material (CNHM): Croatia (LANGHOFFER, 1919): Zagreb, 1885, 1 ♂ (det. Langhoffer as *B. bimaculatus*); Klek, 20.vi.1910, 1 ♂ (det. Langhoffer as *B. bimaculatus*).

New records (IBNS): Montenegro: Durmitor (Skakala CN-37, 25.vi.1995, 2 ♀♀, leg. Vujić, A.); Serbia: Kopaonik (Samokovska reka DN-89, 22.vi.1991, 1 ♂, leg. Vujić, A.).

8. *Brachypalpus valgus* (PANZER, [1798])

Brachypalpus meigeni SCHINER, 1857 of LANGHOFFER, 1919

B. valgus (PANZER, [1798]) is the most commonly collected species of the genus on the Balkan Peninsula. It occurs in deciduous forests during early spring. These are the first records for Montenegro and Greece.

Distribution: Europe; **Europe:** Central Europe, from the Netherlands to Ukraine and from Poland to Greece; **Balkan Peninsula:** Croatia, Montenegro, Serbia, Bosnia and Herzegovina, Macedonia, Bulgaria, Greece.

Published material (CNHM): Croatia (LANGHOFFER, 1919): Zagreb, 19.vi.1896, 1 ♀ (det. Langhoffer as *B. meigeni*); Zagreb, Draga, 4 ♂♂ 2 ♀♀ (det. Langhoffer as *B. valgus*).

New records (IBNS): Croatia: Benkovac WJ-47, 20.iii.1992, 1 ♀, leg. Stolić, S.; Montenegro: Rumija (Vladimir CM-55, 22.ii.1990, 1 ♂, leg. Vujić, A.;

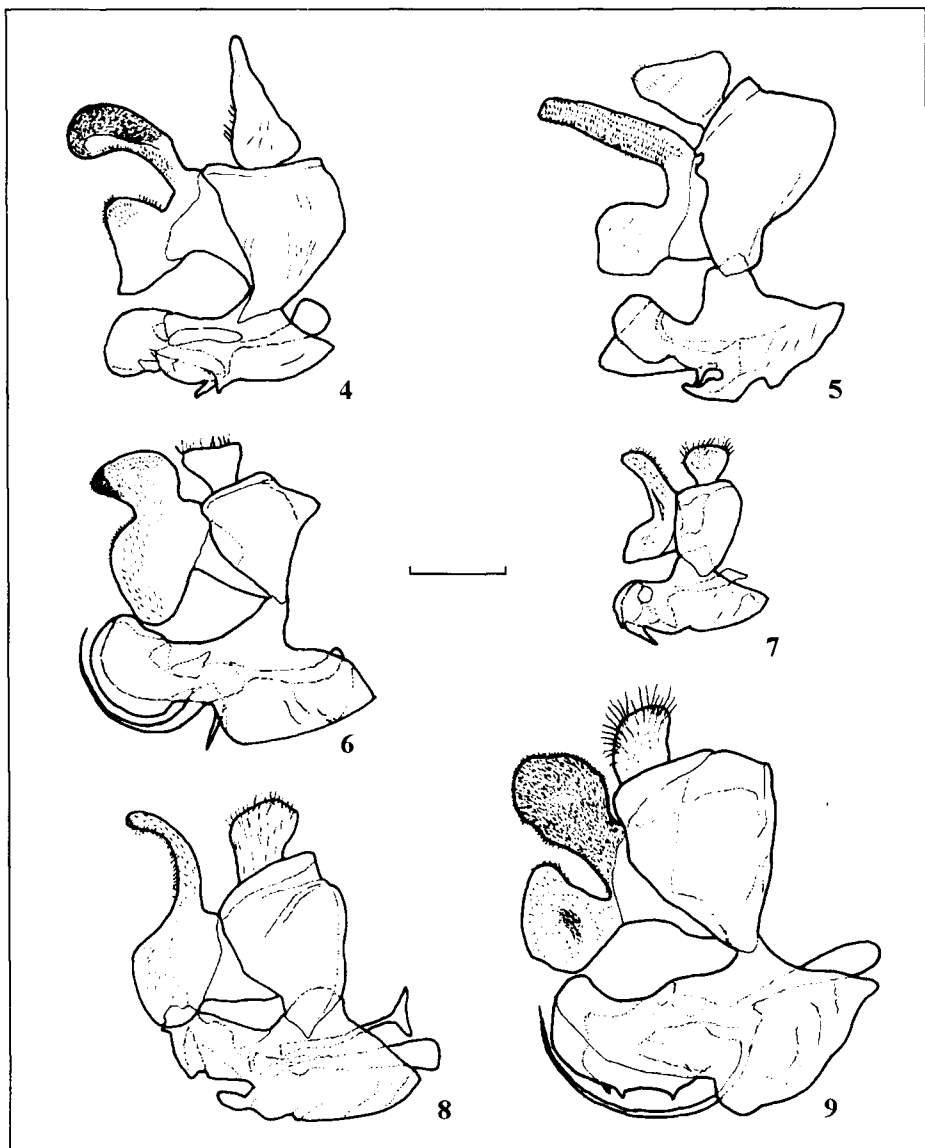
CM-56, 21.ii.1990, 1 ♀, leg. Vujić, A.); **Serbia:** Kopaonik (Samokovska reka DN-89, 2.v.1992, 1 ♀, leg. Vujić, A.); Juhor (Dragoševac EP-15,25, 12.iii.1995, 1 ♂, leg. Vujić, A.); Rtanj EP-74, 14.iv.1991, 1 ♂, leg. Vujić, A.; Fruška gora (Ledinci DR-00, 25.ii.1990, 1 ♂, leg. Vujić, A.; 17.iv.1991, 1 ♀, leg. Vujić, A.; Glavica DR-00, iii.1994, 1 ♂, leg. Vujić, A.); Zrenjanin DR-52, iv.1992, 1 ♀, leg. Radišić, P.; Vršac (Široko bilo EQ-29, 22.iii.1991, 1 ♂, leg. Vujić, A.); **Greece:** Verno (Florina-Pisoderi EL-21, 11.v.1990, 1 ♂, leg. Vujić, A.).

Genus *Chalcosyrphus* CURRAN, 1925

The genus *Chalcosyrphus* was divided into seven subgenera by HIPPA (1978), with three of them, *Xylotodes*, *Xylotina* and *Xylotomima*, known from the Yugoslav region. The range of the genus *Chalcosyrphus* occupies the Holarctic and Oriental regions.

Key to Balkan species of the genus *Chalcosyrphus*

1. Front and middle femora reddish-yellow, if these basally brown or dark, then hind femur reddish-yellow to apex 2
 - Front and middle femora black 4
2. Front and middle femora basally brown, hind femur reddish-yellow to the apex; apical part of hind tibia and tarsi of hind legs brown
..... *C. (Xylotomima) pannonicus* (OLDENBERG, 1916)
 - Front and middle femora and basal two-thirds of hind femur yellow; tibiae and tarsi of hind leg completely black 3
3. Hind femur dark on apical quarter; male: tergite 4 as long as tergite 3; male genitalia in figure 8 *C. (Xylotomima) rufipes* (LOEW, 1873)
 - Hind femur dark only apically; male: tergite 4 more than 1,5 times as long as tergite 3; male genitalia in figure 5
..... *C. (Xylotomima) valgus* (GMELIN, 1790)
4. Abdomen black or reddish-brown 5
 - Tergites 2 and 3 with large, yellowish-red, lateral spots; legs black, only knees paler; hind femur in profile straight, broad, three times as broad as distal end of hind tibia, abdomen short; male genitalia in figure 6
..... *C. (Xylotina) nemorum* (FABRICIUS, 1805)
5. Abdomen reddish-brown, except black tergite 1; mesonotum with short, ad-



Figures 4-9: 4-8: Male genitalia of *Chalcosyrphus* spp.: 4. *C. piger*; 5. *C. valgus*; 6. *C. nemorum*; 7. *C. eunotus*; 8. *C. rufipes*. 9. Male genitalia of *Brachypalpoides lentus*. Scale 0,5 mm.

pressed hairs; legs predominantly black; hind femur medially very broad, covered with very short hairs; male genitalia in figure 4
 *C. (Xylotodes) piger* (FABRICIUS, 1794)

- Abdomen black; tergites 2-4 with white dusted, rectangular lateral spots;

mesoscutum, scutellum and metasternum with long, yellow hairs; knees, base of front and middle tibiae and tarsal segments 1-3, at least on middle legs, reddish-yellow; male genitalia in figure 7

..... *C. (Xylotodes) eunotus* (LOEW, 1873)

The records for the species *Chalcosyrphus (Xylotina) nemorum* (FABRICIUS, 1805) (figure 6), *C. (Xylotomima) pannonicus* (OLDENBERG, 1916), *C. (Xylotodes) piger* (FABRICIUS, 1794) (figure 4), and *C. (Xylotomima) rufipes* (LOEW, 1873) (figure 8) are noted in MILANKOV et al. (1995).

9. *Chalcosyrphus (Xylotodes) eunotus* (LOEW, 1873) (figure 7)

C. eunotus (LOEW, 1873) was collected from only few localities on the Balkan Peninsula (VUJIĆ & RADOVIĆ, 1990; MILANKOV et al., 1995). The first record for Croatia (the vicinity of Zagreb) was published by LINDEN (1988, after DIRICKX, 1994) and the specimens from Plitvice lakes extend the range of the species south.

Distribution: Europe; **Europe:** Central Europe, from Great Britain to Romania and Serbia; **Balkan Peninsula:** Croatia, Serbia, Macedonia.

New records (IBNS): Croatia: Plitvička jezera WK-46, 30.iv.1990, 2 ♂♂, leg. Vujić, A., Radnović, D.

10. *Chalcosyrphus (Xylotomima) valgus* (GMELIN, 1790) (figure 5)

Chalcosyrphus femoratus auct., nec LINNAEUS, 1758

The species was cited in literature under the name *femoratus* LINNAEUS, 1758, but checking the LINNAEAN collection proved that this name must be synonymized with *Chalcosyrphus curvipes* (LOEW, 1854) and the oldest name for *femorata* of later authors must be *Musca valga* GMELIN, 1790 (THOMPSON et al., 1982). On the Balkan Peninsula, the species was published in several papers. The analysis of museum samples has shown that the specimen from Croatia (LANGHOFFER, 1919) belongs to *C. pannonicus*, and samples from Fruška gora (GLUMAC, 1959) to *C. rufipes* (MILANKOV et al., 1995). The specimens from Bulgaria (DRENSKY, 1934) and from Durmitor collected by Mihalyi and deposited at the collection of Natural History Museum in Budapest (ŠMIĆ, 1987) have not been checked. The record from Dubašnica is the first for Serbia and the first verified one for the Balkan Peninsula.

Distribution: Palaearctic; **Europe:** all regions, except Great Britain, Ireland, Hungary, Portugal and Greece; **Balkan Peninsula:** Montenegro (?), Serbia, Bulgaria (?).

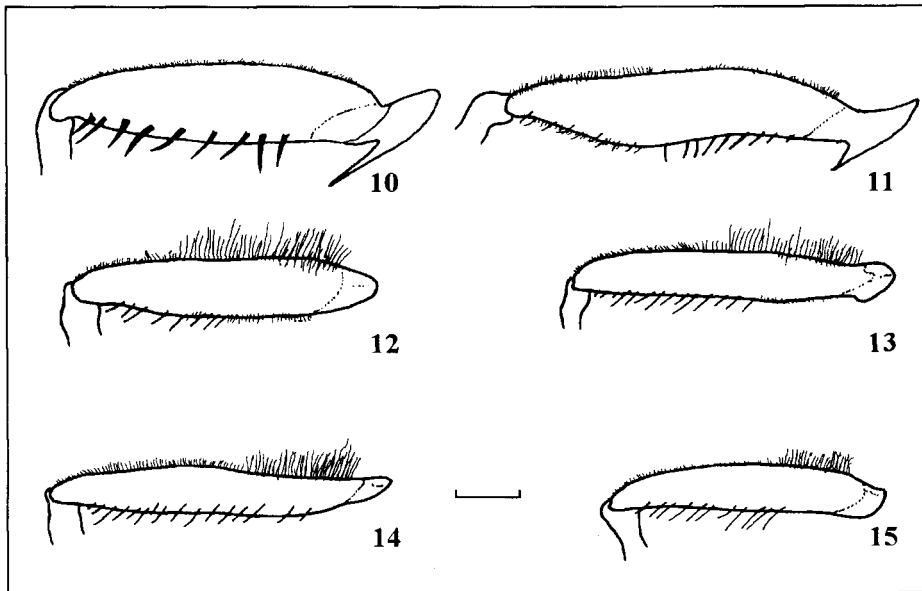
New records (IBNS): Serbia: Dubašnica (Demizlok EP-77, 14.v.1994, 1 ♂, leg. Vujić, A.).

Genus *Xylota* MEIGEN, 1822

The species of the genus *Xylota* are distributed in the Holarctic, Australian and Oriental region. PECK (1988) lists 11 species of this genus in Europe.

Key to Balkan species of the genus *Xylota*

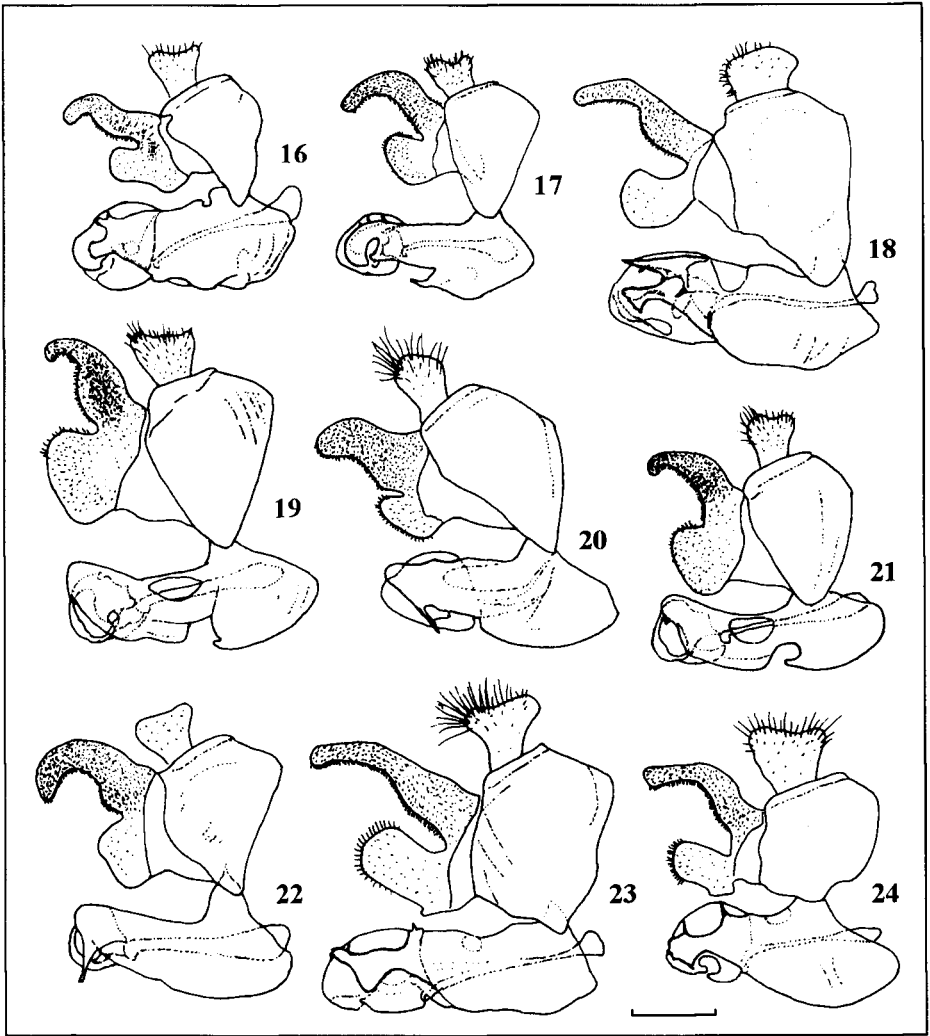
- | | | |
|----|--|----|
| 1. | Eyes holoptic (male) | 2 |
| - | Eyes separated (female) | 10 |
| 2. | Hind trochanter with long, distinct spur | 3 |
| - | Hind trochanter with one or two indistinct spurs | 4 |



Figures 10-15: Hind femur of *Xylota* spp.: 10. *X. segnis*, male; 11. *X. ignava*, male; 12. *X. florum*, male; 13. *X. florum*, female; 14. *X. jakutorum*, male; 15. *X. jakutorum*, female. Scale 1,0 mm.

3. Hind trochanter with long, thin, curved, sharp spur (figure 10); hind femur ventrally with sparse, strong, short spines (figure 10); basal third of hind

- tibia yellow; tergites 2 and 3 yellowish-red; frons and face greyish-white dusted; male genitalia in figure 20 *X. segnis* (LINNAEUS, 1758)
- Hind trochanter with long stout projecting, dull spur (figure 11); hind femur with dense, short bristles ventrally (figure 11); tibiae pale, only hind tibia with medial dark band; tergites 2 and 3 reddish-orange; frons and face golden-yellow dusted; male genitalia on figure 22
..... *X. ignava* (PANZER, [1798])
4. Tergite 4 with very dense, long, golden-yellow hairs and color of tergite not visible; hind trochanter with small, dull spur 5
- Tergite 4 without dense golden-yellow hairs, or if present, then color of tergite clearly visible; hind trochanter usually mostly with one small dull spur ...
..... 6
5. Tibiae pale, sometimes hind tibiae apically darkened, tergite 2 with slightly visible reddish-yellow lateral spots; tergite 3 laterally with golden-yellow hairs; face grey dusted; male genitalia in figure 18
..... *X. xanthocnema* COLLIN, 1939
- Only basal third of tibiae pale; golden-yellow hairs on tergite 2 form large, lateral spots; face golden-yellow dusted; male genitalia in figure 23
..... *X. sylvarum* (LINNAEUS, 1758)
6. Abdomen black or with pale lateral spots on tergites 2 and 3 7
- Tergites 2 and 3 brown-yellow; frons and face whitish-grey dusted; legs black; basal third of tibiae and at least tarsal segments 1-3 of front and middle legs pale; male genitalia in figure 17 *X. tarda* (MEIGEN, 1822)
7. Tergites 2 and 3 with pale spots 8
- Abdomen dark; mesoscutum with band of black hairs between wing base; tergites 2 and 3 laterally with large, shiny, golden spots covered with long, yellow hairs; tergite 4 also with long, yellow hairs; mesonotum with long light-yellow hairs; coxae and hind femur dorsally with long, white hairs; femora black; basal third of tibiae, and tarsal segments 1 and 2 yellowish-red; male genitalia in figure 19 *X. triangularis* (ZETTERSTEDT, 1838)
8. Basal third of hind tibia light-yellow; pale color clearly separated from dark
..... 9
- Only base of hind tibia reddish-yellow; pale coloration not clearly separated from dark; tergites 2 and 3 laterally with reddish-yellow spots; slender species with elongated abdomen; male genitalia in figure 16
..... *X. abiens* (MEIGEN, 1822)



Figures 16-24: Male genitalia of *Xylota* spp.: 16. *X. abiens*; 17. *X. tarda*; 18. *X. xanthocnema*; 19. *X. triangularis*; 20. *X. segnis*; 21. *X. jakutorum*; 22. *X. ignava*; 23. *X. sylvarum*; 24. *X. florum*. Scale 0,5 mm.

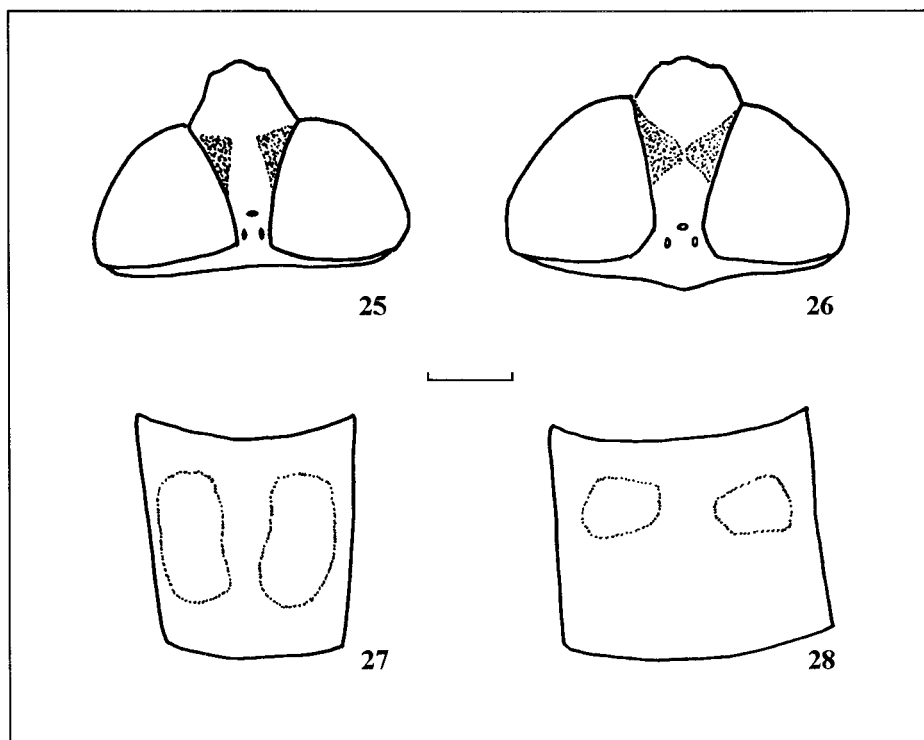
9. Tergite 2 longer than wide; lateral reddish-yellow spots on tergite 2 longitudinal, rectangular (figure 27); distal half of hind femur ventrally with sparse spines (figure 12); male genitalia in figure 24
 *X. florum* (FABRICIUS, 1805)
- Tergite 2 as long as wide; tergite 2 with transverse lateral reddish-yellow spots (figure 28); hind femur ventrally with short spines (figure 14); male

- genitalia in figure 21 *X. jakutorum* BAGACHANOVA, 1980
10. Tergite 4 with dense, long, yellow hairs, color of tergite not visible 11
- Tergite 4 without yellow hairs, or if present, then color of tergite clearly visible 12
11. Tibiae pale, only distal third of hind tibia darkened; tarsi of hind legs partly darkened; hind femur dorsally with short, erect, white hairs; lateral reddish-yellow spots on tergite 2 inconspicuous, tergite 3 laterally with golden hairs; face grey dusted *X. xanthocnema* COLLIN, 1939
- Only basal third of tibiae pale; tarsal segments 1-3 of hind legs pale; hind femur dorsally with long, unequal, erect, white hairs; hind trochanter with two dull spurs; margins of shiny lateral spots on tergite 2 usually with yellow hairs; tergite 3 laterally with dense golden-yellow hairs; face yellow dusted ..
..... *X. sylvarum* (LINNAEUS, 1758)
12. Tergites 2 and 3 yellow-red or reddish-brown 13
- Abdomen dark or with lateral spots on tergites 2 and 3 15
13. Hind femur ventrally with numerous small, dense spines 14
- Hind femur ventrally with sparse, strong spines; femora black; basal third of tibia and at least tarsal segments 1-3 of front and middle legs pale; frons and face greyish-white dusted *X. segnis* (LINNAEUS, 1758)
14. Large species (11-12 mm); face golden-yellow dusted; frons with broad, grey dusted band; tergites 2 and 3 bright-red; tergite 4 blue, mat; tibiae and tarsi pale, except two distal brown tarsal segments; hind tibia distally darkened *X. ignava* (PANZER, [1798])
- Smaller species (8-10 mm); face whitish-grey dusted; frons narrower, laterally with grey dusted spots; tergite 2 with dark band; tergite 4 metallic shining; legs black; basal third of tibiae and tarsal segments 1-3 of front and middle legs white-yellow *X. tarda* (MEIGEN, 1822)
15. Basal third of hind tibia light-yellow; pale color clearly separated from dark
..... 16
- Only base of hind tibia reddish-yellow; pale color not clearly separated from dark; tergites 2 and 3 laterally with reddish-yellow spots
..... *X. abiens* (MEIGEN, 1822)
16. Mesoscutum covered with adpressed yellow hairs 17
- Mesoscutum with long, erect, yellow hairs, except band of black hairs between wing base; coxae and hind femur dorsally with long white hairs

..... *X. triangularis* (ZETTERSTEDT, 1838)

17. Frons with two, separated dusted spots (figure 25); basal two-thirds of hind femur dorsally with long, erect, white hairs, some of them longer than others (figure 13) *X. florum* (FABRICIUS, 1805)
- Frons with connected, dusted spots (figure 26); only base of hind femur dorsally with long, white hairs (figure 15)
 *X. jakutorum* BAGACHANOVA, 1980

The records for the species *Xylota tarda* (MEIGEN, 1822) (figure 17), and *X. triangularis* (ZETTERSTEDT, 1838) (figure 19) are noted in MILANKOV et al. (1995).



Figures 25-28: *Xylota* spp.: 25-26: head, ventral view, female: 25. *X. florum*; 26. *X. jakutorum*; 27-28: tergite 2: 27. *X. florum*; 28. *X. jakutorum*. Scale 1,0 mm.

11. *Xylota abiens* MEIGEN, 1822 (figure 16)

This is the first record of the species on the Pannonian mountain Fruška

gora, an area examined from 1956-1991, with 203 recorded syrphid species (VUJIĆ & GLUMAC, 1994). *X. abiens* MEIGEN, 1822 is the 204th species of hoverfly found on Fruška gora. The specimen published for Montenegro (ŠIMIĆ, 1987) belongs to *X. xanthocnema* COLLIN, 1939 (MILANKOV et al., 1995).

Distribution: Palaearctic; **Europe:** western, central and eastern parts; **Balkan Peninsula:** Croatia, Serbia, Macedonia.

New records (IBNS): **Serbia:** Fruška gora (Čortanovci DR-20, 19.iii.1994, 1 ♀, leg. Vujić, A.).

12. *Xylota florum* (FABRICIUS, 1805) (figures 12, 13, 24, 25, 27)

X. florum (FABRICIUS, 1805) is a rare species on the Balkan Peninsula known from few localities (MILANKOV et al., 1995). The record from Macedonia (GLUMAC, 1968) is unchecked. Two males from Biogradsko jezero lake are the first specimens of *X. florum* collected in Montenegro. This species prefers the old deciduous forests.

Distribution: Palaearctic; **Europe:** all regions, except Portugal, Bulgaria and Greece; **Balkan Peninsula:** Slovenia, Bosnia and Herzegovina, Montenegro, Serbia, Macedonia (?).

New records (IBNS): **Montenegro:** Biogradsko jezero CN-85, 15.vii.1995, 2 ♂♂, leg. Vujić, A.; **Serbia:** Beljanica EP-69, (Žagubica 15.vii.1993, 1 ♀, leg. Radović Dragana).

13. *Xylota ignava* (PANZER, [1798]) (figures 11, 22)

The association with *Picea* forest in northern and continental Europe makes *X. ignava* (PANZER, [1798]) a northern and montane insect in Europe (SPEIGHT & LUCAS, 1992). On the Balkan Peninsula the species is distributed in different woodlands types, from high mountain spruce forest to Mediterranean evergreen woods.

Distribution: Palaearctic; **Europe:** all regions; **Balkan Peninsula:** Slovenia, Montenegro, Serbia, Macedonia, Bulgaria.

New records (IBNS): **Montenegro:** Boka Kotorska (Morinj CN-00, 4.v.1994, 1 ♂, leg. Vujić, A.); Durmitor (Skakala CN-37, 29.vi.1993, 1 ♂, leg. Radišić, P.; 6.vii.1994, 1 ♀, leg. Vujić, A.; Kanjon Sušice CN-38, 2.viii.1994, 1 ♀, leg. Radišić, P.; Prutaš CN-37, 2.vii.1993, 1 ♀, leg. Radnović, S.).

14. *Xylota jakutorum* BAGACHANOVA, 1980 (figures 14, 15, 21, 26, 28)

Xylota coeruleiventris ZETTERSTEDT, 1838 of MILANKOV et al., 1995

The species was previously cited (MILANKOV et al., 1995) under the name *Xylota coeruleiventris* (ZETTERSTEDT, 1838). Based on MUTIN & GILBERT's (1999) taxonomical revision of the genus, Balkan populations belong to *X. jakutorum* BAGACHANOVA, 1980, a species with reddish-yellow spots on tergites 2 and 3. On the Balkan Peninsula, the habitats of the species are often in *Fagus* woodlands on high mountains. Besides the published records for former Yugoslavia (MILANKOV et al., 1995) these are the first records of *X. jakutorum* from Montenegro.

Distribution: Palaearctic; **Europe:** predominantly central parts; **Balkan Peninsula:** Slovenia, Bosnia and Herzegovina, Montenegro, Serbia.

New records: **Slovenia (SNHM):** Lučami pri Grosuplju, 28.v.1972, 1 ♂, leg. Sivec; **Montenegro (IBNS):** Biogradsko jezero CN-85, 15.vii.1995, 2 ♀♀, leg. Vujić, A.

15. *Xylota segnis* (LINNAEUS, 1758) (figures 10, 20)

Distribution: Holarctic; **Europe:** all regions; **Balkan Peninsula:** all parts.

New records (IBNS, SNHM): A total of 28 specimens were analyzed, 22 ♂♂ and 6 ♀♀ from the collections of Institute of Biology and Slovene Natural History Museum.

16. *Xylota sylvarum* (LINNAEUS, 1758) (figure 23)

X. sylvarum (LINNAEUS, 1758) is a common and widespread species in the woodlands of the Balkan Peninsula.

Distribution: Palaearctic; **Europe:** all regions; **Balkan Peninsula:** all parts.

New records (IBNS): **Montenegro:** Boka Kotorska (Morinj CN-00, 3.-6.viii.1995, 1 ♂, leg. Vujić, A.), Durmitor (Jablan jezero CN-48, 30.vii.1994, 1 ♀, leg. Radišić, P.; 1 ♀, leg. Vujić, A.; Kanjon Sušice CN-38, 21.vii.1995, 1 ♀, leg. Vujić, A.); Biogradsko jezero CN-85, (Razvršje 17.vii.1995, 1 ♀, leg. Vujić, A.).

17. *Xylota xanthocnema* COLLIN, 1939 (figure 18)

X. xanthocnema is distributed in beech and coniferous forests in the central part of the Balkan Peninsula. The species might be expected to occur in the mountains of Slovenia and Bulgaria.

Distribution: Europe; **Europe:** all regions (except extreme north and south); **Balkan Peninsula:** Croatia, Bosnia and Herzegovina, Montenegro, Serbia, Macedonia.

New records: **Croatia (SNHM):** Velebit, 16.vii.1972, 1 ♀; **Montenegro (IBNS):** Orijen BN-90, 2.viii.1995, 1 ♂, leg. Vujić, A.; Durmitor (Jablan jezero CN-48, 6.vii.1992, 1 ♀, leg. Vujić, A.); Biogradsko jezero CN-85, (Razvršje 15.vii.1995, 1 ♂, leg. Vujić, A.; 17.vii.1995, 1 ♀, leg. Milankov Vesna, 3 ♂♂, leg. Vujić, A.).

Acknowledgements: We are indebted to our colleagues Dr. Smiljka Šimić, Predrag Radišić M. Sc., Dragan Radnović M. Sc., Dragana Radović M. Sc., and Mrs. Sanja (Stolić) Radnović, for their material collected on the Balkan Peninsula. Our sincere gratitude is due to Slovene Natural History Museum (Ljubljana) and Croatian Museum of Natural History (Zagreb) for permission to study the specimens from their collections. The authors express their appreciation for the efficient technical assistance of Mr. Barši Laslo in preparing this manuscript.

References:

- DIRICKX, H. G. (1994): Atlas des Diptères syrphides de la région méditerranéenne. – Studiedocumenten van het Koninklijk Belgisch Instituut voor Natuurwetenschappen **75**: 1-317; Brussel.
- DRENSKY, P. (1934): Die Fliegen der Familie Syrphidae (Diptera) in Bulgarien. – Izvestiya Bulgarskoto Entomologichno Druzhestvo **8**: 109-131; Sofia. [in Bulgarian]
- GLUMAC, S. (1959): Syrphidae (Diptera) Fruške gore. – Zbornik Matice Srpske, serija za prirodne nauke **17**: 37-78; Novi Sad.
- GLUMAC, S. (1968): Hover-flies (Syrphoidea, Diptera) in Macedonia. – Godišnjak Filozofskog fakulteta u Novom Sadu **11**: 845-880; Novi Sad. [in Serbian]
- HIPPA, H. (1968): Classification of the palaeartic species of the genera *Xylota* MEIGEN and *Xylotomina* SHANNON (Dipt., Syrphidae). – Annales entomologicae Fennica **34**: 179-197; Helsinki.
- HIPPA, H. (1978): Classification of Xylotini (Diptera, Syrphidae). – Acta Zoologica Fennica **156**: 1-153; Helsinki.
- LANGHOFFER, A. (1919): Beiträge zur Dipterenfauna Kroatiens. – Glasnik Hrvatske

- skog Prirodoslovnog Društva **31**: 125-139; Zagreb.
- MILANKOV, V., VUJIĆ, A. & S. ŠIMIĆ (1995): Species of Xylotini (Diptera: Syrphidae) from the Yugoslav region. – *Entomologist's Gazette* **46**: 209-216; Faringdon.
- MUTIN, V. & F. GILBERT (1999): Phylogeny of the genus *Xylota* MEIGEN, 1822 (Diptera, Syrphidae), with description of new taxa. – *Dipteron* **2** (3): 45-68; Kiel.
- PECK, L. V. (1988): Syrphidae. - Family Syrphidae. – In: SOÓS, A. & L. PAPP (Eds.): *Catalogue of Palaearctic Diptera* 8. Akadémiai Kiadó: 11-230; Budapest.
- SACK, P. (1928-1932): Syrphidae. – In: LINDNER, E. (ed.): *Die Fliegen der palaearktischen Region* **4** (6): 1-451; Stuttgart.
- SPEIGHT, M. C. D. & J. A. W. LUCAS (1992): Liechtenstein Syrphidae (Diptera). – *Berichte der Botanisch-Zoologischen Gesellschaft Liechtenstein-Sargans-Werdenberg* **19**: 327-463; Vaduz.
- STUBBS, A. E. & FALK, S. J. (1983): *British Hoverflies. An illustrated identification guide.* – British Entomological and Natural History Society: 1-253; London.
- ŠIMIĆ, S. (1987): Syrphidae (Insecta, Diptera), a biogeographical and ecological analyses of the hoverflies of Durmitor with a survey of the hoverflies of Montenegro. – In: NONVEILLER, G. et al. (eds.): *Fauna Durmitora 2*, Crnogorska Akademija nauka Umjetnosti Posebna izdanja **21**, Odjeljenje prirodnih nauka **13**: 11-154; Titograd [in Serbian]
- THOMPSON, F. C., VOCKEROTH, J. R. & M. C. D. SPEIGHT (1982): The Linnaean species of flower flies (Diptera: Syrphidae). – *Memoirs of the Entomological Society of Washington* **10**: 150-165; Washington.
- VUJIĆ, A. & S. GLUMAC (1994): Fauna of hover flies (Diptera: Syrphidae) of Fruška gora. – *Monographs of Fruška gora, Matica srpska*: 1-83; Novi Sad. [in Serbian]
- VUJIĆ, A. & V. MILANKOV (1990): Taksonomski status vrsta roda *Criorrhina* MEIGEN 1822 (Diptera: Syrphidae) zabelezenih u Jugoslaviji. – *Glasnik Prirodnjačkog Muzeja u Beogradu* **45** (B): 105-114; Beograd. [in Serbian]
- VUJIĆ, A. & D. RADOVIĆ (1990): Vrste roda *Brachypalpus* 1834 (Diptera: Syrphidae) u Jugoslaviji. – *Glasnik Prirodnjačkog Muzeja u Beogradu* **45** (B): 95-104; Beograd. [in Serbian]

Authors: Dr. Ante VUJIĆ, Institute of Biology, Faculty of Sciences, University of Novi Sad, Trg Dositeja Obradovića 2, 21000 Novi Sad, Yugoslavia.

E-mail: antev@unsim.im.ns.ac.yu

Vesna MILANKOV, Institute of Biology, Faculty of Sciences, University of Novi Sad, Trg Dositeja Obradovića 2, 21000 Novi Sad, Yugoslavia.

E-mail: vesnam@unsim.im.ns.ac.yu

Impressum:

Dipteron

Zeitschrift für Dipterologie

Erscheinungsort: Kiel

ISSN 1436-5596

Herausgeber: Christian F. Kassebeer

E-mail: Dipteron@bigfoot.de

Redaktion: Sabine Hilger, Düsseldorf Straße 37a, 10707 Berlin

Tel.: 030-8383943

E-mail: hilger@zedat.fu-berlin.de

Christian F. Kassebeer, Fritz-Reuter-Straße 13, 22844 Norderstedt

Tel.: 0431-180582

E-mail: kassebeer@email.uni-kiel.de

Ute Schröder, Burghausenerstraße 6, 80634 München

Druck: hansadruck, HansasträÙe 48, 24118 Kiel

© Die Zeitschrift sowie alle in ihr enthaltenen Beiträge und Abbildungen sind urheberrechtlich geschützt. Verantwortlich für den Inhalt der Beiträge sind die Autoren.

Inhalt
[Contents]

Ante VUJIĆ & Vesna MILANKOV

**New data for the tribes Milesiini and Xylotini (Diptera, Syrphidae) on the
Balkan Peninsula**

[Neue Daten für die Triben Milesiini und Xylotini (Diptera, Syrphidae) von der Balkan-
halbinsel]**113-132**